



KÖPPL CRAWLER

Comfortable, innovative, robust, easy to use

The remote-controlled all-rounder



KÖPPL CRAWLER



Zero turn active steering Quick change flange Slope up to 120% Oil bath brake clutch Elevated intake duct Remote controlled Attachment control

Drive	stepless, hydraulic
Max. Speed	forwards: 0-6 km/h backwards: 0-6 km/h
Engine	4-stroke petrol engine with electronic injection
Performance	17,2 kW/23 PS
Starter	electrical
PTO	mechanical 825/960 U/min
Operation	remote controlled
Weight	596 kg

Köppl CRAWLER Benefits

Work safety, flexibility, short set-up times and working comfort. The Köppl CRAWLER with 23 HP performance and hydraulic drive is extremely compact, manoeuvrable and predestined for working on slopes as well as in difficult areas such as delineators, crash barriers and traffic signs.

The high gradeability and load capacity enable the CRAWLER to master even steep slopes up to a slope angle of 120 percent. The long range remote control allows the CRAWLER to be operated comfortably from escort vehicles or standing near the working area with a clear view of the working area. Also, the machine is easy to transport on almost every loading platform size.

The finely tunable, powerful hydraulic drive with electronically monitored automatic straight line tracking ensures that the machine keeps exactly in line – especially on slopes. Due to sensors continuously measuring the wheel speed and transmitting the steering values to the control system. The robust direct power transmission through the mechanical PTO shaft ensures loss-free power transfer to the attachments and is independent of the traction drive.

A quick change of further original Köppl attachments guarantees short set-up times for many applications.

Transport hooks on both sides
Balanced lifting and securing during transport

Extreme ground clearance, wrapping protection on the axles and low center of gravity for problem-free slope work even in difficult terrain.

Independent, direct PTO.
Mechanical PTO drive with direct, highly efficient transmission of engine power independent of the operational speed.

Joystick
Driving direction forward, backward

Remote control with approx. 300m range

Attachment connection for electrical control of the attachment functions

Quick-change flange for effortless and quick exchange of all attachments.

Robust crawler drive for very good grip.

Compact, agile and predestined for working on slopes.

Joystick
Steering left, right

Rocker switch for clutch, axle adjustment, engine, PTO, horn and electric attachment control with lift and float position

Clearly structured dashboard with graphic display and clear menu navigation. Simple settings and display of operational values.



KÖPPL SUPPORT PRESSURE CONTROL (SPC) senses the correct press run of the attachments in relation to slope inclination.



Flashing light as standard

LED work lights on both sides for an adjustable and well illuminated working area view under poor lighting conditions

Hydraulic oil cooler with large-surface heat sink, which automatically is being cleaned time controlled. Contamination is removed and blown out during cleaning.

Higher intake duct with intake protection grille.



Powerful hydraulic drive with dual axial piston pumps.

For each crawler drive there is a powerful axial piston pump and a wheel motor as closed circuit with efficient power transmission at your disposal.

Powerful engine with electronic injection and optimized engine control for all mission types



Max. velocity

Trim

RPM

Emergency stop button



**CRAWLER with original KÖPPL
hay slider M 200**

*Ideal for slopes with adjustable
attachment inclination for ideal
haymaking.*



*Stone chip protection
tested according to DIN EN
12733:2011/2016*

CRAWLER with original KÖPPL flail mower SMK 140

*Ideal for mowing and mulching grass and undergrowth in
plantations and on embankments; grass blades are shredded
and the mowed material remains chopped. Movable, 5mm
thick „Y“ blades and automatic blade brake. With infinitely
variable cutting depth adjustment, automatic belt tensioning
and protective flaps.*

*For other specialised mowing tasks, disc mowers, rotary
mowers and sickle mowers are available as attachments.*



CRAWLER with original KÖPPL portal mower KPE238

*Counter-rotating double blade drive with double cut per
stroke for fringe-free mowing. Impact resistant special ball
bearings and oil bath running overload protection for long
service life.*

CRAWLER with original KÖPPL AlpinRake KAR258

*Effective hay and forage harvesting, adaptable to soil condi-
tions and adjustable right and left rotation. Laser cut, specially
hardened tines for clean crop pick-up.*

KÖPPL CRAWLER

In operation





CRAWLER with original KÖPPL hay machine KK230

Two V-belt drives with middle and upper V-belt guide for turning and swathing. Uphill belt drive and downhill discharge for ideal weight distribution on slopes.

Three tines per tine row with fixable front wheels.



CRAWLER with Forestry mulcher SFM

Extremely robust for mulching branches, twigs and stems up to a diameter of 8 cm. Mulching rotor with 2,578 rpm.

Adjustable and replaceable round chisels made of carbide metal with special alloy.

Electrical opening of the rotor hood. Skids between 3,5 cm and 7,5 cm. Mulching distance adjustable.



CRAWLER mit original KÖPPL Meadow harrow WE310

For removing moss, levelling molehills or evenly spreading manure, cow dung or slurry crusts. The turf is opened and growth is stimulated. Foldable on both sides for easy manoeuvring and transport.



**CRAWLER mit original KÖPPL
Transport bucket KTS 160**

*Specially designed for transporting
pasture fence posts, pasture fence nets
and tools. With robust front flap and
160cm loading width, 57cm depth.*



CRAWLER with original KÖPPL Single roller sweeper K 120

*Closed at the sides for fast and agile sweeping. Adapts perfectly to
uneven surfaces. Continuous roller with mixed-bristle brush trim for
dirt and snow. Removable side brush for cleaning edges.*



**CRAWLER with original KÖPPL
Snow blade KRS 160**

*With spring lock and replaceable
steel scraper and rubber strip, can be
swivelled to the left and right.*



**CRAWLER with original KÖPPL
Two-tier Snow plough SFK 120**

*Overload protected, serrated feed screw. Infeed
roller mounted, adjustable grinding soles. Large
discharge chute (16m) with electrically controlled
rotation and discharge flap.*





Our awards for consistent quality, sustainability and innovation



120

Forestry mulcher

Sturdy steel construction, which is familiar from KÖPPL products. A robust machine for mulching twigs, branches and trunks up to a diameter of 8 cm.



196 238 260 310

Portal mower KPE

Low-vibration, free running, impact-resistant special ball bearings, counter-rotating drive of both knives, inclination adjustable. Drive running in oil bath.



120 140

Professional flail mower

Flail mower with protective flaps, automatic belt tension, blade brake and cutting depth adjustment. Movable, 5 mm thick Y-blades and large aperture for optimum crop discharge.



130 175

Disc mower

Disc mower with 4 discs, oil bath angular gear and grinding shoes.



130

Sickle mower

Sickle mower for cutting heights of at least 30 mm. Exact depth adjustment, rear ejection, skids, guide wheels.



130

Ecomulcher


Growing mower for cutting heights of at least 50 mm with rear ejection. For ecological mulching of undergrowth and high grass.



185 230

Hay machine

Double belt screen with two V-belt drives. Belt drive on the opposite side (uphill side) of the ejector (downhill side).



160 200 220

Hay slider

Hay slider with adjustable inclination. Ideal on slopes, adaptable to the terrain.



258

AlpinRake


Adjustable clockwise and counter-clockwise rotation allows flexible use to push and collect the crop downwards or upwards on slopes, to swat or to turn it for good drying.



165

Hay plough

Hay plough with swivelling conveyor blade and 4 variable tine rows with 270 mm pick-up.



195 310

Meadow and field harrow

For the removal of moss, the levelling of molehills or the even distribution of manure, cow dung or liquid manure crusts. The turf is opened and growth is stimulated.



120

Single roll sweeper

Single roller sweeper with 360 mm roller diameter and mixing bristles for dirt and snow. Rubber splash guard included.



160

Snow blade

Snow blade with spring safety device and replaceable steel scraping and rubber blade. Hand lever swivelling from the handlebar or electrically controlled to the right and left.



120

Two-tier snow blower

Snow blower attachment in hard snow design, open at the side, with overload protection. Ejection chute and flap from the handlebar or electrically operated.



160

Transport bucket

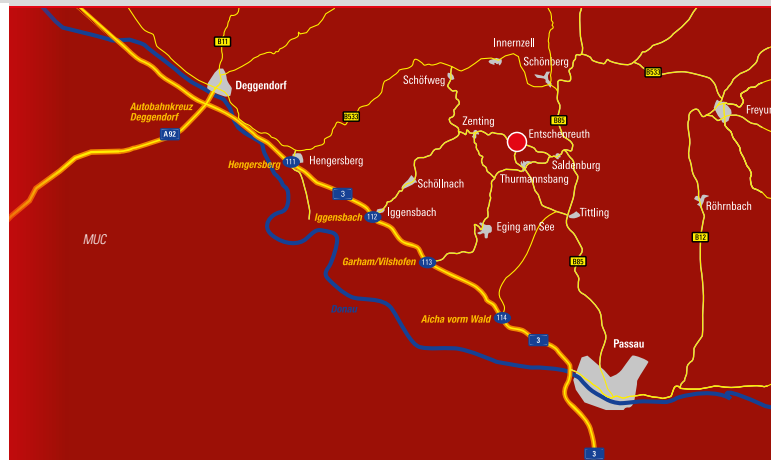
Transport bucket specially designed for transporting working materials such as pasture fence piles, nets and tools. Robust front flap and two swivelling pneumatic wheels.

Metal W Profile **Rubber AS Profile**
(standard)



Spikes only with metal W profile

Your authorized KÖPPL specialist



KÖPPL GmbH
Motorgerätefabrik
Hauptstraße 118
94163 Saldenburg
Entschenreuth

youtube.com/kk1896
instagram.com/koepl_gmbh



Phone +49 9907 8910-0
Fax +49 9907 1042

Email info@koepl.com
Web www.koepl.com

@Koepl_GmbH
facebook.com/koeplgmbh

PRODUCTION, SUSTAINABILITY AND
INNOVATION IN HIGHEST QUALITY
SINCE 1896